



WWW.C4MECCANICA.IT



# A / A-R SERIES

HYDRAULIC MULCHERS  
FOR EXCAVATORS  
FROM 1.5 TO 5 TONS

Rotor with hammers



Rotor with knives



**A60/A60R  
A80/A80R  
A90/A90R  
A100/A100R**

HYDRAULIC MULCHERS

# A SERIES

A60


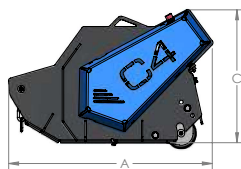
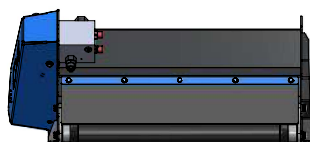
A80

A90

A100



MODEL	A60	A80	A90	A100
CUTTING WIDTH (mm)	600	800	900	1060
RECOMMENDED EXCAVATOR (ton)	1.5-2.5	2-3	2.5-4	3.5-5
WEIGHT (Kg)	105	115	145	180
OIL PRESSURE (bar)	200	200	200	200
OIL FLOW (l/min)	20-50	20-50	30-80	30-80
NUMBER OF KNIVES	24	32	36	48
NUMBER OF HAMMERS	12	16	12	16
MAX CUTTING DIAMETER (mm)	20	20	35	35
A DIMENSION (mm)	680	680	680	680
B DIMENSION (mm)	830	1010	1110	1275
C DIMENSION (mm)	440	440	440	440
SELF-LEVELLING SUPPORT WEIGHT (Kg)	27	27	27	27
EXCAVATOR ATTACHMENT WEIGHT (min-max Kg)	10-15	10-15	10-15	10-15



# A-R SERIES


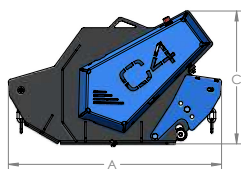
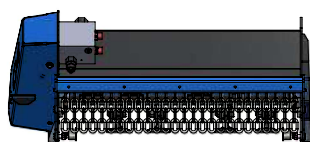
(Reversible - without support roller)

A60R / A80R

A90R / A100R



MODEL	A60R	A80R	A90R	A100R
CUTTING WIDTH (mm)	600	800	900	1060
RECOMMENDED EXCAVATOR (ton)	1.5-2.5	2-3	2.5-4	3.5-5
WEIGHT (Kg)	105	115	145	180
OIL PRESSURE (bar)	200	200	200	200
OIL FLOW (l/min)	20-50	20-50	30-80	30-80
NUMBER OF KNIVES	24	32	36	48
NUMBER OF HAMMERS	12	16	12	16
MAX CUTTING DIAMETER (mm)	20	20	35	35
A DIMENSION (mm)	710	710	710	680
B DIMENSION (mm)	830	1010	1110	1275
C DIMENSION (mm)	440	440	440	440
SELF-LEVELLING SUPPORT WEIGHT (Kg)	27	27	27	27
EXCAVATOR ATTACHMENT WEIGHT (min-max Kg)	10-15	10-15	10-15	10-15





Direct transmission with motor inside the machine protected from impacts and collisions. Standard with high pressure oil seal.




Fluidbox for complete and safe engine management, with maximum shockproof valve, anti-cavitation system and flow regulation to set the rotor speed correctly.



The machine is standard in a two-pipe configuration, the fluidbox will manage the flow of oil coming from engine drainage. In the event that the back pressure at the discharge is greater than 8 bar, it's possible to provide the third drainage tube for direct tank discharge.



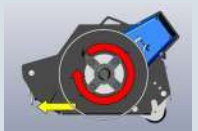
Rear support roller adjustable in three positions for cutting height adjustment. (A version).



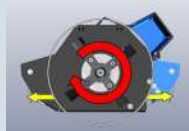
Support roller and wear strip in the A series.  
No support roller and rear protection with chains (A-R series)



A Series:  
- Front protection with chains.  
- Rear protection with wear-resistant rubber strip.  
A-R series:  
- Front and rear protection with chains.



Shaft rotation clockwise.  
Unidirectional working direction. (A series)



Shaft rotation clockwise.  
Bidirectional working direction. (A-R series)



Available as **optional**: standard attachment and pins with customized measurements, flat plate for attachment as standard.



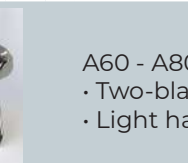
Self-levelling support (**optional**), that allows an oscillation of the mulcher to accommodate the unevenness of the ground protecting it from bumps.



Standard with 1,8 mt hydraulic hoses (A60/A60-R/A80/A80-R) and 2 mt hydraulic hoses (A90/A90-R/A100/A100-R).  
Available as **optional**: set of hoses with customized lengths.



Rotor can be equipped with knives for more shredding capacity and lower power requirement. Two-blade knives for A60-A80-A60R-A80R. Three-blade knives for A90-A100-A90R-A100R. Rotor can be equipped with hammers for safely tackle shrubs up to 35mm in diameter.



A60 - A80 - A60R - A80R  
• Two-blade knife  
• Light hammer



A90 - A100 - A90R - A100R  
• Three-blade knife  
• Hammer