

Get more work done

# Easier transportation of firewood

The powerful POSCH conveyor belts that are available in different lengths help you to transport billets faster to their destination.

## Conveyor belts 4/5 m

Ideally suited for loading finished firewood from tilting saws and short-log splitters. The pneumatic tyre wheels and the standard trailer drawbar ensure that these conveyor belts can be used everywhere. The inclination of a conveyor belt can be adjusted easily and quickly according to your requirements by means of a manual winch.

## Conveyor belts with more power and a length of up to 8 m

The specialists for a higher speed and a higher hourly output pass the billets on to the LogFix cleaning unit, the LogFill interim storage or the PackFix system. With their wide configuration and the conveyor belt length of up to 8 m, these conveyors bridge any distance. Naturally ideal for loading finished billets from the SpaltFix firewood lines. Every conveyor belt can be adjusted precisely to its purpose, all of them have a swivel design and are height-adjustable. The belt inclination can be mechanically adjusted in steps, or on request also hydraulically without steps. With the large pneumatic tyre wheels, every conveyor belt is easy to move and can so be adjusted more easily to all kinds of situations.



The 4/5 m conveyor belt achieves an ejection height of up to 3.3 m with a conveyor belt speed of 50 cm/s.

The 6/8 m conveyor belt achieves an ejection height of up to 5 m with a conveyor belt speed of 70 cm/s (symbolic image).



# Conveyor belts Overview

Select the right conveyor belt.

	4/5 m FBX <sup>①</sup>	4/5 m FSX	6/8 m FSX
<b>Length</b> m	4 / 5	4 / 5	6 / 8
<b>Ejection heights per length</b> from / to	1.0 – 2.7 m / 1.1 – 3.3 m	1.46 – 3.0 m / 1.73 – 3.7 m	2.45 – 3.70 m / 3.20 – 4.80 m
<b>Belt width</b> cm	30	55	55
<b>Belt structure</b>	Individual elements	Individual elements	Single-part rubber belt
<b>Pneumatic rubber wheels</b> ø cm	40	40	40
<b>can be combined with</b>	Tilting saws, short-log splitter and other POSCH devices (except split cutter)	Split cutter	Split cutter
<b>Conveyor belt speed</b> cm/s	50	70	70
<b>Drawbar</b>	✓		○

① Conveyor belt inclination between 10° and 40° adjustable with manual rope winch

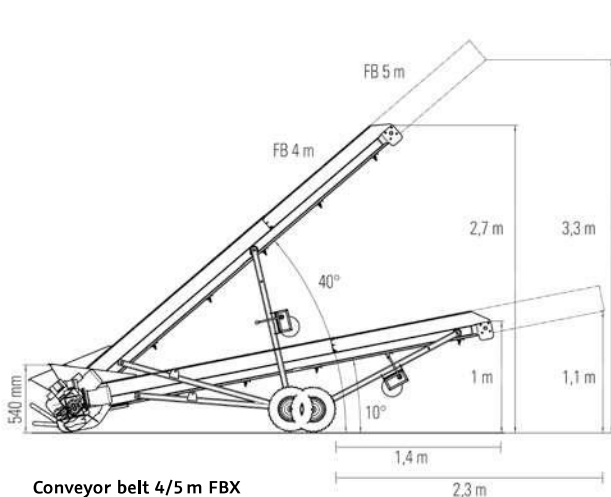
○ optionally available

✓ standard

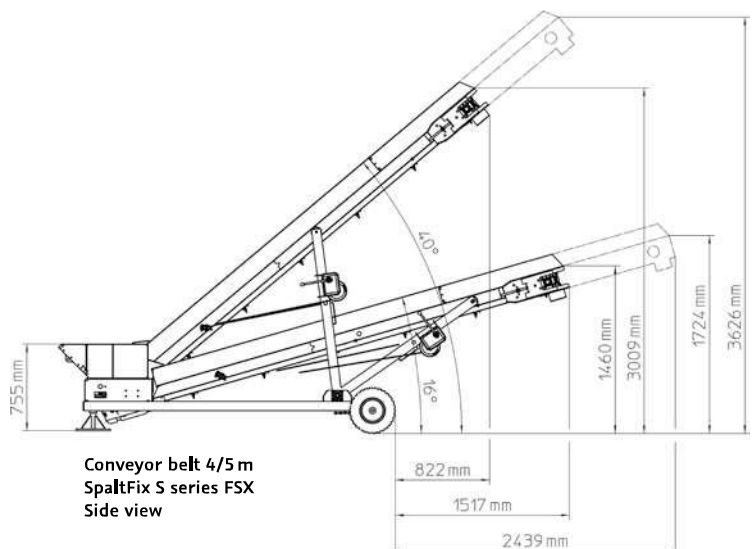
## Conveyor belts 4/5 m FBX

Conveyor belt width 30 cm. For loading finished firewood from tilting saws, short timber splitters and other POSCH devices. Not suitable for SpaltFix models, split cutters and wood chips.

Article no.	Type	Drive	Max. ejection height m	Weight kg
M8150	4 m E0,75-400	0.75 kW e-motor 400V, S6, CEE 16A	2,7	~ 232
M8152	4 m E0,75-230	0.75 kW e-motor 230V, S6	2,7	~ 224
M8100	4 m PS	Tractor hydraulics, size 3 hydraulic sleeve, capacity 16 l/min-max. 130 bar	2,7	~ 262
M8155	5 m E0,75-400	0.75 kW-e-motor 400V, S6, CEE 16A	3,3	~ 252
M8157	5 m E0,75-230	0.75 kW-e-motor 230V, S6	3,3	~ 254
M8105	5 m PS	Tractor hydraulics, size 3 hydraulic sleeve, capacity 16 l/min-max. 130 bar	3,3	~ 250



Conveyor belt 4/5 m FBX Side view



Conveyor belt 4/5 m SpaltFix S series FSX Side view

## Conveyor belts 4/5 m and 6/8 m FSX for SpaltFix

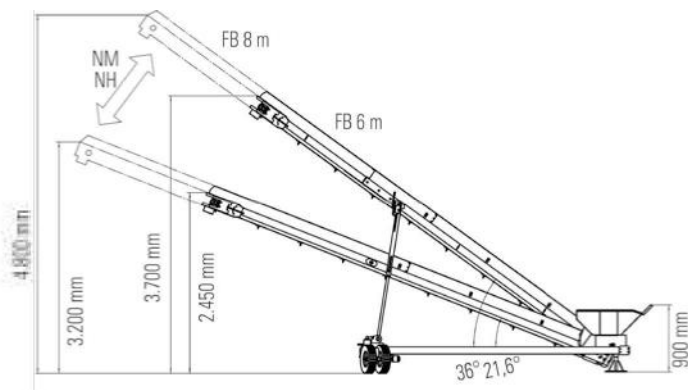
Conveyor belt width 55 cm and conveyor belt speed 70 cm/s for the fast loading of finished firewood with the powerful SpaltFix models.

**! Special**

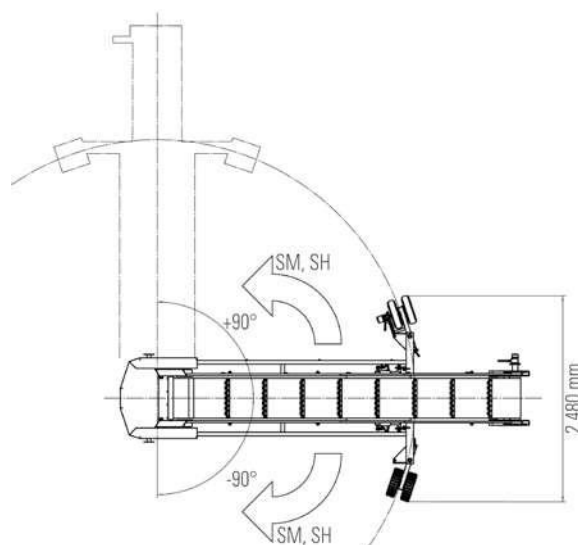
Article no.	Type	Antrieb	Max. ejection height m	Weight kg	Conveyor belt inclination and tilt mechanical	Conveyor belt inclination and tilt hydraulic
M8192	4 m/E4-400 man. 3x 400V, 50Hz	4 kW E-Motor 400V, S6, CEE 16A, conveyor belt tilt adjustable via cable winch, manually swivelling	1,4 – 2,9	~ 590	✓	
M8197	5 m/E4-400 man. 3x 400V, 50Hz	4 kW e-motor 400V, S6, CEE 16A, conveyor belt inclination and tilt mechanical	1,6 – 3,5	~ 640	✓	
M8134S	6 m/E4-400 man. 3x 400V, 50Hz	4 kW E-Motor 400V, S6, CEE 16A, conveyor belt tilt adjustable via customer's lifting equipment, manually swivelling	2,5 – 3,9	~ 810	✓	
M8166S	6 m/E5,5-400 hydr. 3x 400V, 50Hz	5.5 kW e-motor 400V, S6, CEE 16A, conveyor belt inclination and tilt hydraulic	2,5 – 3,9	~ 980		✓
M8143S	8 m/E4-400 man. 3x 400V, 50Hz	4 kW e-motor 400V, S6, CEE 16A, conveyor belt inclination and tilt mechanical	3,0 – 5,0	~ 1,015	✓	
M8176S	8 m/E5,5-400 hydr. 3x 400V, 50Hz	5.5 kW e-motor 400V, S6, CEE 16A, conveyor belt inclination and tilt hydraulic	3,0 – 5,0	~ 1,152		✓

## Accessory equipment conveyor belt 6/8m FSX for SpaltFix

Article no.	Name
F0002427	Support wheels left and right for transportation, only available on swivelling version
F0003578	Drawbar, only possible with tilting mechanism



Conveyor belt 6/8 m FSX  
Side view



Conveyor belt 6/8 m FSX  
Layout